



ASPIRATION PORTFOLIO

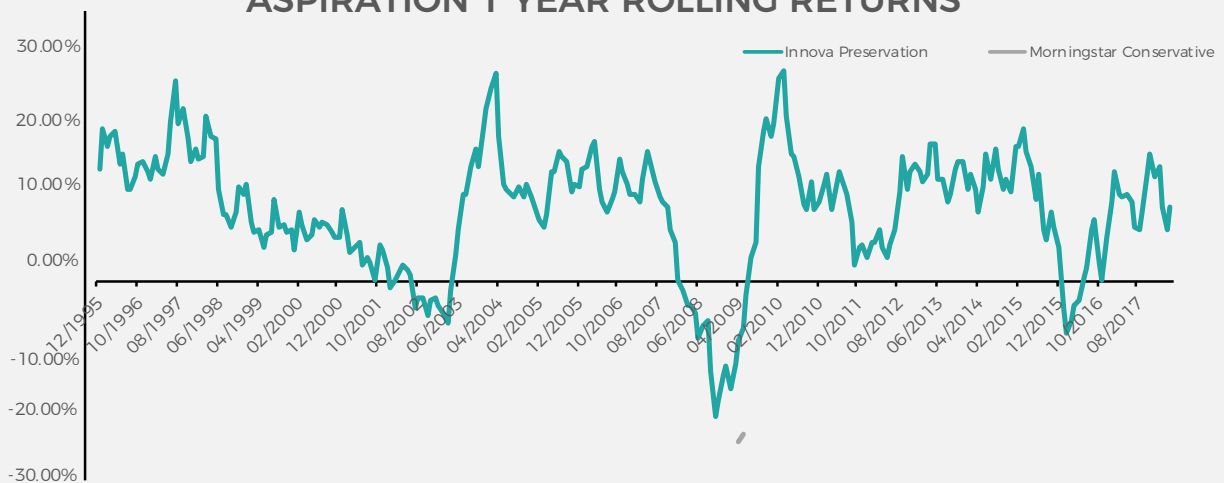
Objective:

To manage risk within tightly controlled benchmarks whilst exceeding the RBA Target cash rate by 5% p.a over rolling 10-year periods.

September 2018 Portfolio Review:

The last quarter was an interesting one to navigate for portfolios. Australian Equities were a poor relative performer, but they were overshadowed by the negative performance of the Emerging Markets. Our greater allocation to Global equities was a positive for Asset Allocation, with our Japanese and European equity allocations outperforming Australia's equity market (HJPN being the standout at almost 9% performance). However Asian and broader Emerging markets acted as a drag on performance. Being unhedged in our Global allocations (i.e. having exposure to global currencies, mostly the US Dollar instead of the AUD) also helped performance. Those portfolios with fixed income allocations did well over the quarter, outperforming traditional Fixed Income indices. Our allocations to alternative sources of return hurt performance though - with diversified Beta continuing its run of poor performance, and Dalton Street Capital suffering from a breakdown in the relationship between the US lead market and Asian subordinate market signals (which it relies on). These breakdowns have happened historically before, and always proved transitory, so we are not currently concerned about the recent run of performance

ASPIRATION 1 YEAR ROLLING RETURNS*



	1 Month	3 Month	6 Month	1 year	Equity Market Risk**
Innova Aspiration Returns*	-0.99%	1.22%	5.17%	8.42%	65.13%
Morningstar Multi-sector Growth Returns	-0.42%	1.91%	5.77%	9.18%	97.01%

*Live performance commencement date - 01.09.2017

**This shows the average equity market risk that was taken to achieve the overall portfolio return. Innova strive to build robust portfolios that are driven by more than just equity market risk and therefore seek to diversify across numerous asset classes

Purpose:

The Innova Aspiration portfolio is designed to meet those loftier goals such as extended overseas travel, a holiday home or creating legacy for kids/grandkids. These goals tend to be lower in priority and longest in time frame. This bucket may also be used for wealth creation when you have a long-term investment horizon and therefore volatility is much less of a consequence.

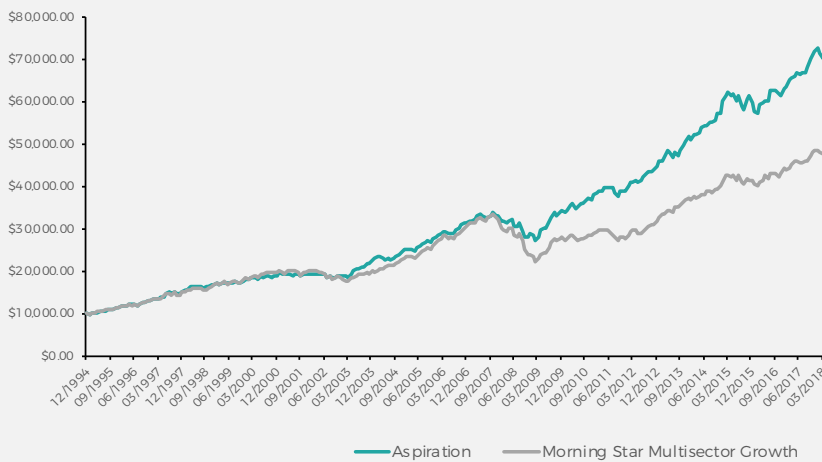


September 2018 Market Outlook:

October has begun with a sell-off in Global Sovereign bonds sparking a rout across most asset classes, including equities, corporate bonds, emerging market bonds and various currencies. Innova have repeatedly warned about the risk of a bond market selloff not being zero, yet the market pricing that probability at or near zero. Time will tell if this short term upset turns into something more sinister but should be a wakeup call to most market participants who have relied on historical relationships, and assumed that they will hold into the future - that is that bonds will go up in price if stocks go down. Unfortunately any true student of history knows this isn't always the case, and so given the amount of uncertainty in the world around trade tariffs, Government deficits in the US,

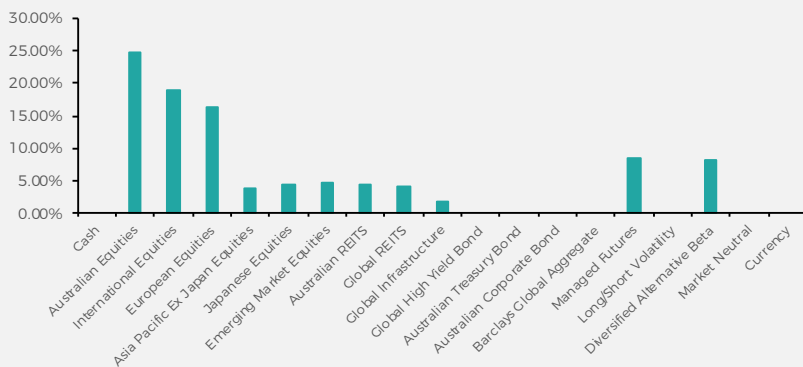
the rise of populism, Central Bank tightening and extremely indebted household here in Australia, Innova believe questioning the norm is a fiduciary responsibility. The outlook is clearly uncertain, so we will attempt to navigate this environment by following our common-sense process - steer clear of expensive assets, buy into the cheaper priced assets and be more diversified when uncertainty is high (such as now).

ASPIRATION GROWTH OF \$10 K

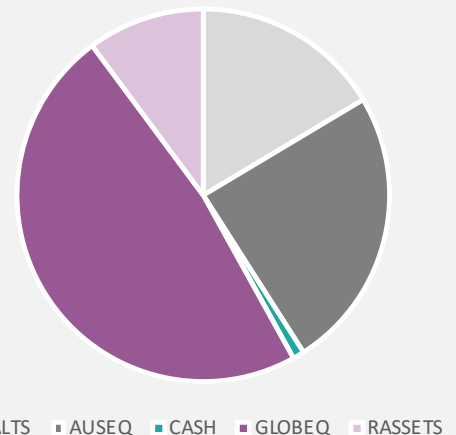


Fees	%
Transaction Cost	0.130%
Manager Fee	0.506%
Model Fee	0.385%

SUB ASSET CLASS ALLOCATION



ASSET CLASS ALLOCATION



CONTACT US :

or speak to your adviser

Client Services: (02) 8203 9130

operations@innovaam.com.au

www.innovaam.com.au

Important Information

This document has been prepared by Innova Asset Management Pty Ltd, ABN 99 141 597 104, which is a Corporate Authorised Representative of Fortnum Private Wealth Ltd, AFSL 357306. The performance reporting in this document is a representation only. Innova Asset Management has used a calculation methodology to simulate the performance of the relevant portfolio as constructed by Innova Asset Management, net of all fees and commissions at the fund/security level, and gross of other fees and commissions. This includes back tested simulated performance prior to the live performance commencement date (1/09/2017) calculated by Innova Asset Management and independently verified by a third party. Simulated performance does not reflect the performance of any specific account. Each account will have its own unique performance history, due to factors including varied methods of implementation, fee and tax structures. Therefore, simulated performance may vary significantly compared to that of any specific account. This is not an offer of securities or financial products, nor is it financial product advice. This document has been prepared without taking into account your individual objectives, financial situation or needs. Neither Innova Asset Management nor Fortnum Private Wealth guarantees the performance of the Investment Program or the repayment of capital invested. Investments are subject to investment risk, including possible delays in repayments and loss of income and principal invested. Past performance is not a reliable indicator of future results. Although non-Fund specific information has been prepared from sources believed to be reliable, we offer no guarantees as to its accuracy or completeness. Any performance figures are not promises of future performance and are not guaranteed. Opinions expressed are valid at the date this document was published and may change. All dollars are Australian dollars unless otherwise specified.